

Country Fact Sheet

MALAYSIA

Capital

**Kuala Lumpur**

Population (millions)

**32.1**

Nominal GDP (USD bil, PPP)

**930.8**

# Opportunities for Italian exports

65/100

Export opportunity index

61/100

Investment opportunity index

54°

Market for Italian exports

7°

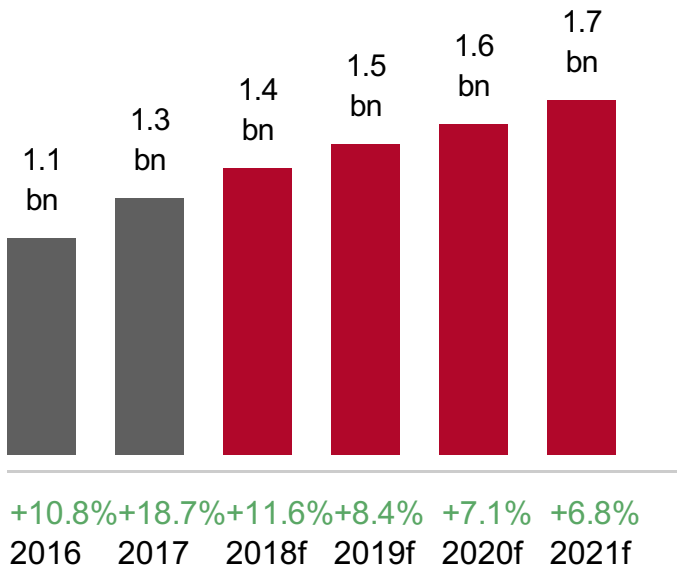
Target market for Italian exports to Asia Pacific

377.8<sub>mn</sub>


Potential increase in Italian exports by 2021 (€)

## Italian exports

(values in €, % change)



## Export market shares of Italy and its peers

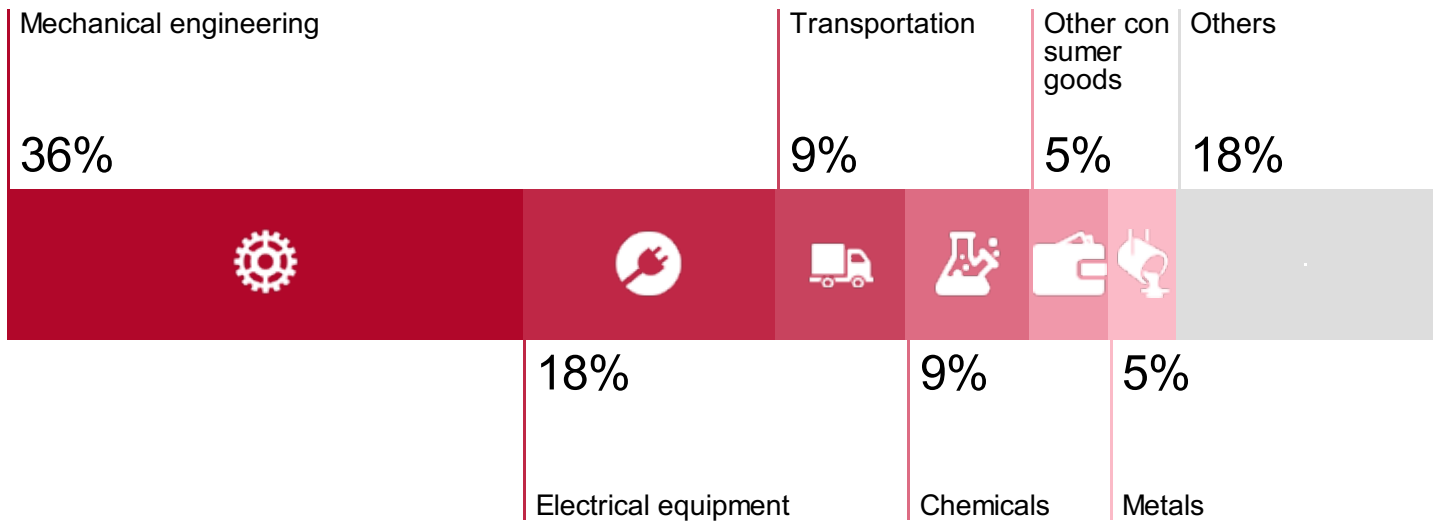


## Italian imports 2017

vs previous year

€ 1.0 bn  
+6.2%

## Italian exports by sector (2017)



## Sectors of opportunity



Oil&Gas



Pharmaceutics



Railways



Hb.re.ca.



Renewable



Mechanical engineering

# Risk indicators

---



Average political risk



Expropriation and breach of contract risk



War and civil disturbance risk



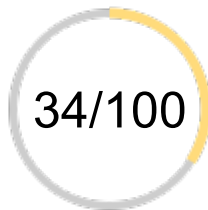
Transfer and convertibility risk




Average credit risk



Sovereign credit risk



Bank credit risk



Corporate credit risk

---

OECD Country Risk  
Category

2

S&P'S rating

A-

Moody's rating

A3

Fitch rating

A-

---

# The country in figures

---

## Economic performance in 2017

GDP growth

**5.9%**

vs previous year

Growth of GDP per capita

**-**

vs previous year

Government balance

**-2.9%**

of GDP

Public debt

**54.2%**

of GDP

Foreign debt

**70.2%**

of GDP

Stocks

**5.9**

months of imports

---

## Political and social context

Human development

**59°**

out of 188 countries

Unemployment

**3.4%**

Distribution of wealth

**-**

held by the richest 10% of the population

---

## Business climate

Doing Business Index

**24°**

out of 190 countries

Economy competitiveness

**23°**

out of 140 countries

Perceived corruption

**62°**

out of 180 countries

Register a company: **18 days**

Obtain a judgment: **425 days**

Recovery rate: **81.3%**

---

## Banking system

Concentration top 3 banks

**41.3%**

of total assets

Interest on loans

**4.6%**

Nonperforming loans

**1.6%**

of total loans

## **Banks pre-entrusted by SACE**

- CIMB Bank Berhad
  - CIMB Group Holdings Berhad
  - Citibank Berhad
  - Hong Leong Bank Berhad
  - HSBC Bank Malaysia Berhad
  - Malayan Banking Berhad - Maybank
  - Public Bank Berhad
  - RHB Bank Berhad
  - Standard Chartered Bank Malaysia Berhad
-