

Country Fact Sheet

BURKINA FASO

Capital

Ouagadougou

Population (millions)

18.4

Nominal GDP (USD bil, PPP)

32.8

Opportunities for Italian exports

39/100

Export opportunity index

30/100

Investment opportunity index

126°

Market for Italian exports

18°

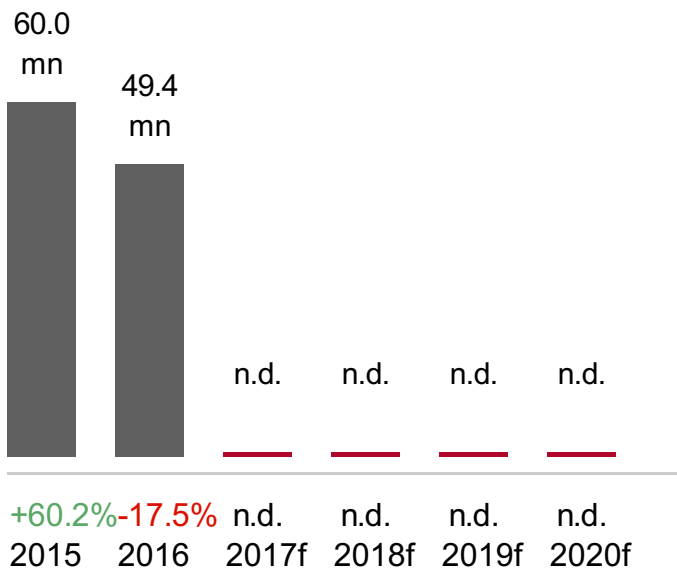
Target market for Italian exports to Sub-Saharan Africa

—

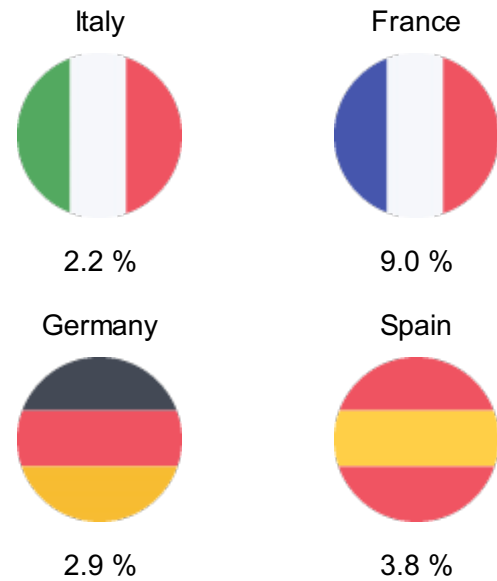
Potential increase in Italian exports by 2020 (€)

Italian exports

(values in €, % change)



Export market shares of Italy and its peers

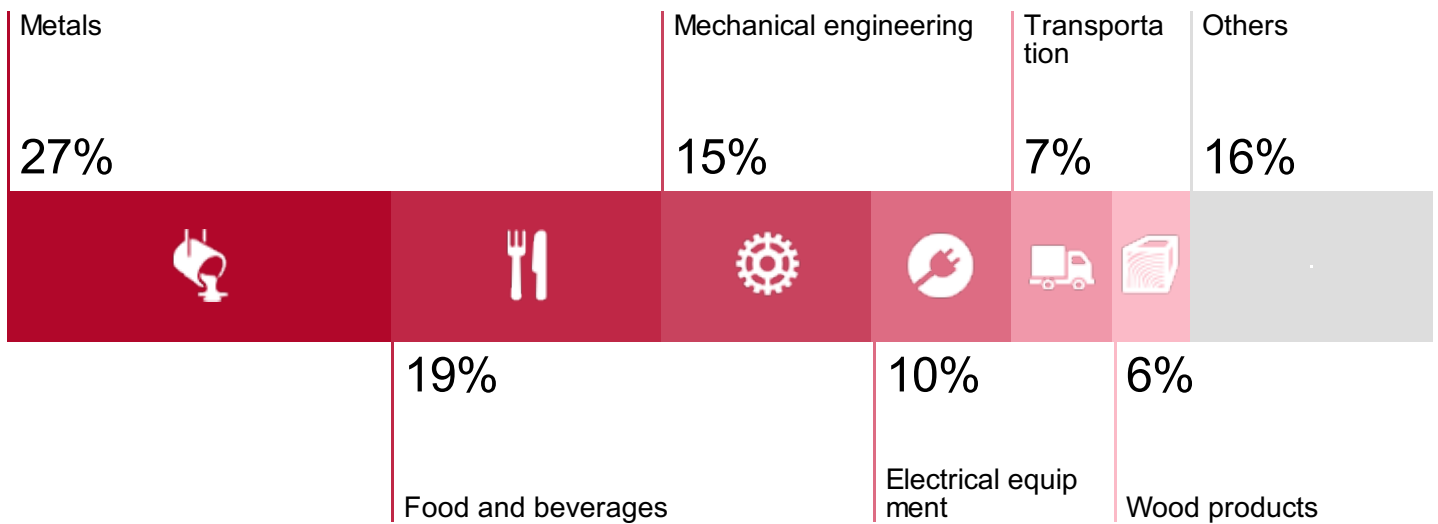


Italian imports 2016

vs previous year

€ 2.5 mn
-52.7%

Italian exports by sector (2016)



Sectors of opportunity



Mechanical engineering



Food processing



Mining



Transportation



Agriculture

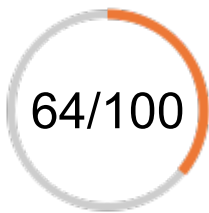


Infrastructure

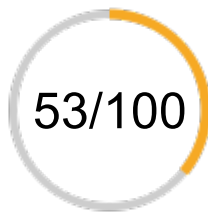
Risk indicators



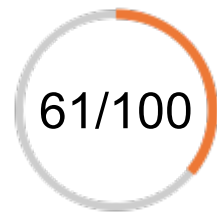
Average political risk



Expropriation and breach of contract risk



War and civil disturbance risk



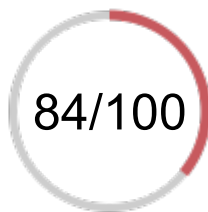
Transfer and convertibility risk



Average credit risk



Sovereign credit risk



Bank credit risk



Corporate credit risk

OECD Country Risk
Category

7

S&P'S rating


B

Moody's rating

-

Fitch rating

-



The country in figures

Economic performance in 2016

GDP growth

5.4%

vs previous year

Government balance

-2.5%

of GDP

Foreign debt

25.2%

of GDP

Growth of GDP per capita

2.5%

vs previous year

Public debt

-

of GDP

Stocks

0.1

months of imports

Political and social context

Human development

185°

out of 188 countries

Unemployment

3.0%

Distribution of wealth

29.6%

held by the richest 10% of the population

Business climate

Doing Business Index

146°

out of 190 countries

Economy competitiveness

-

out of 140 countries

Perceived corruption

72°

out of 176 countries

Register a company: **13 days**

Obtain a judgment: **446 days**

Recovery rate: **20.7%**

Banking system

Concentration top 3 banks

80.7%

of total assets

Interest on loans

8.0%

Nonperforming loans

-

of total loans
