



<i>Capital</i>	<i>Population (millions)</i>	<i>Nominal GDP (USD bil, PPP)</i>
<b>Nuuk</b>	<b>5.7</b>	<b>286.8</b>

# Opportunities for Italian exports



Export opportunity index



Investment opportunity index

**35°**

Market for Italian exports

**23°**

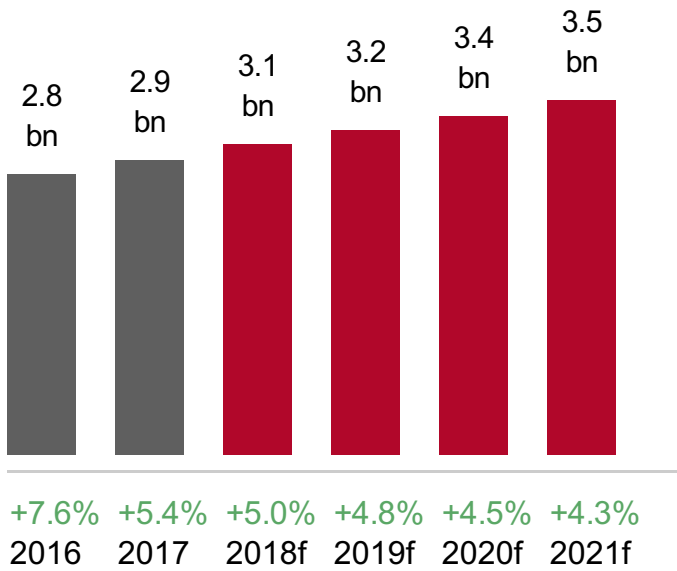
Target market for Italian exports to EU-OECD

**451.5<sub>mn</sub>**

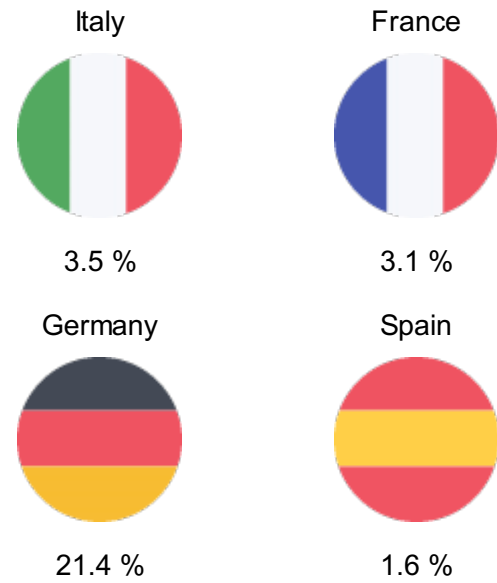
Potential increase in Italian exports by 2021 (€)

## Italian exports

(values in €, % change)



## Export market shares of Italy and its peers

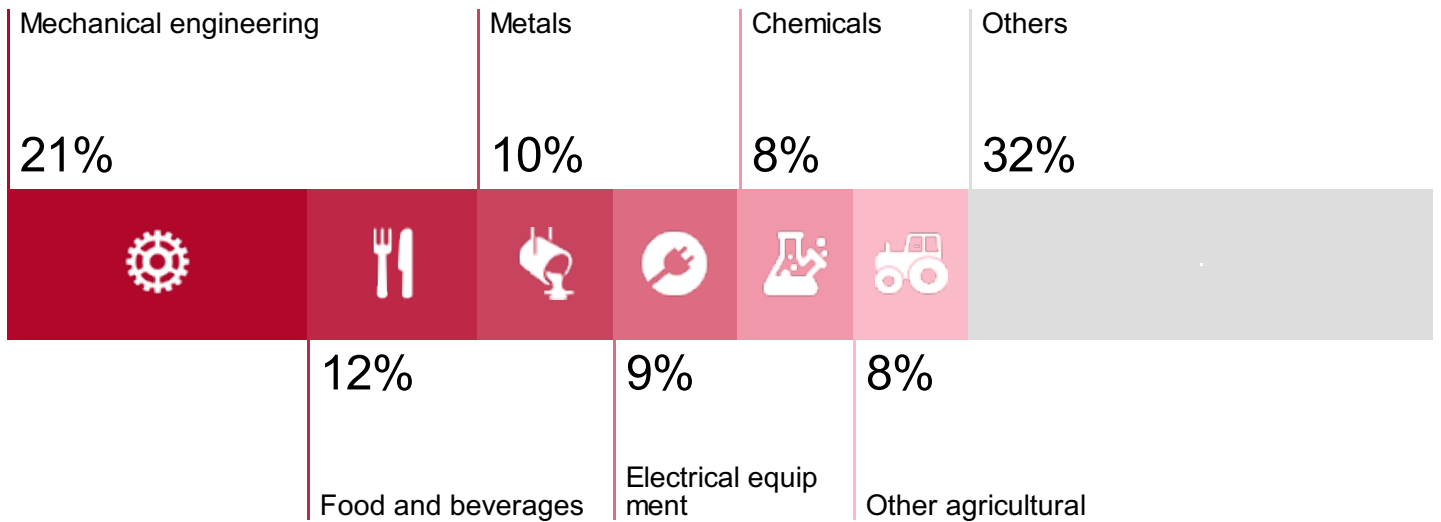


## Italian imports 2017

vs previous year

**€ 2.5<sub>bn</sub>**  
+12.6%

## Italian exports by sector (2017)



## Sectors of opportunity



Food and beverage



Electrical equipment



Pharmaceuticals



Renewable



Jewellery and luxury



Packaging

# Risk indicators

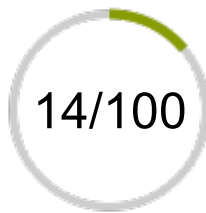
---



Average political risk



Expropriation and breach of contract risk



War and civil disturbance risk



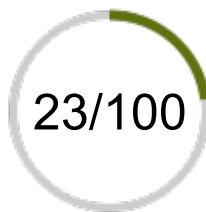
Transfer and convertibility risk




Average credit risk



Sovereign credit risk



Bank credit risk



Corporate credit risk

---

OECD Country Risk  
Category

—

S&P'S rating


—

Moody's rating

—

Fitch rating

—



# The country in figures

---

## Economic performance in 2017

GDP growth

**2.1%**

vs previous year

Growth of GDP per capita

**-**

vs previous year

Government balance

**-0.1%**

of GDP

Public debt

**36.4%**

of GDP

Foreign debt

**-**

of GDP

Stocks

**5.7**

months of imports

---

## Political and social context

Human development

**5°**

out of 188 countries

Unemployment

**5.8%**

Distribution of wealth

**23.8%**

held by the richest 10% of the population

---

## Business climate

Doing Business Index

**3°**

out of 190 countries

Economy competitiveness

**12°**

out of 140 countries

Perceived corruption

**2°**

out of 180 countries

Register a company: **4 days**

Obtain a judgment: **485 days**

Recovery rate: **88.1%**

---

## Banking system

Concentration top 3 banks

**68.5%**

of total assets

Interest on loans

**2.8%**

Nonperforming loans

**3.2%**

of total loans

---