

Country Fact Sheet

ERITREA

Capital

Asmara

Population (millions)

6.5

Nominal GDP (USD bil, PPP)

9.2

Opportunities for Italian exports



Export opportunity index



Investment opportunity index

154°

Market for Italian exports

36°

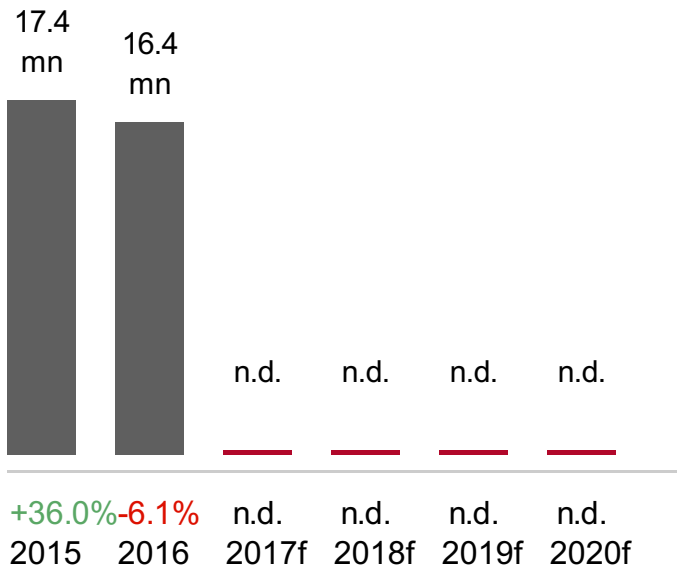
Target market for Italian exports to Sub-Saharan Africa

-

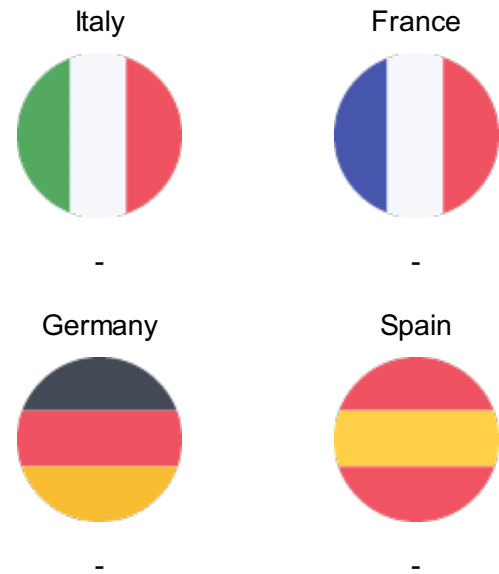
Potential increase in Italian exports by 2020 (€)

Italian exports

(values in €, % change)



Export market shares of Italy and its peers

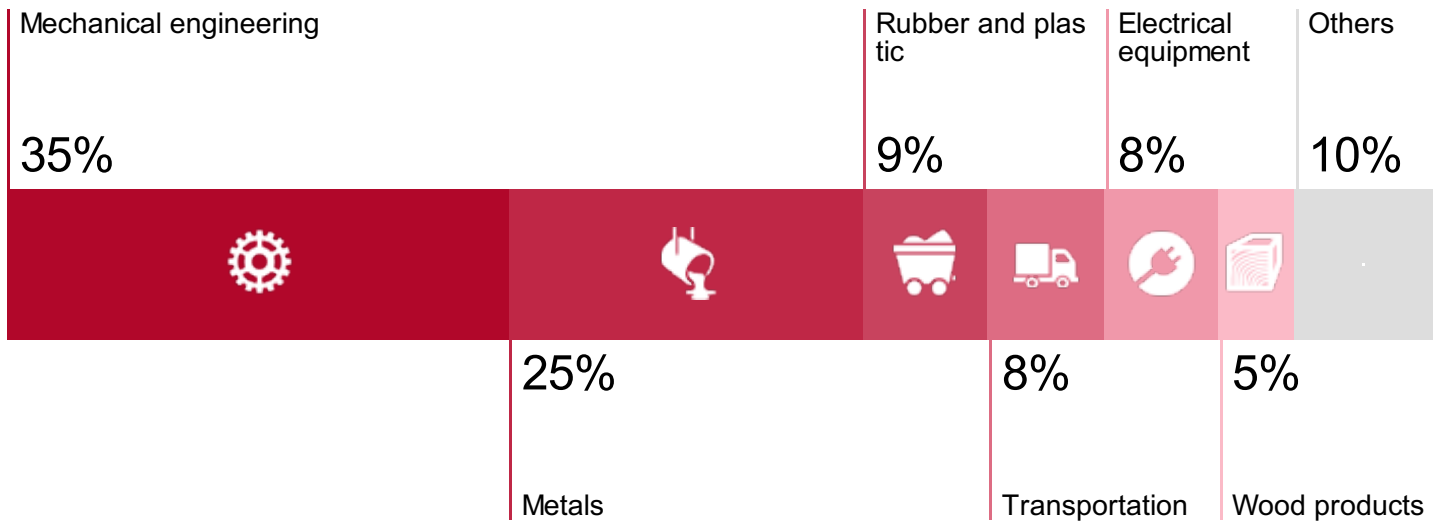


Italian imports 2016

vs previous year

€ 2.2 mn
-12.3%

Italian exports by sector (2016)



Sectors of opportunity



Mechanical engineering



Agriculture



Energy



Infrastructure

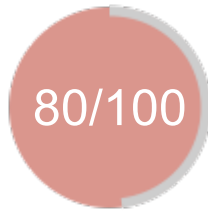


Transportation



Constructions

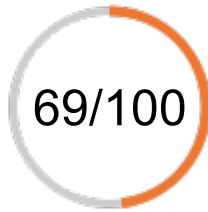
Risk indicators



Average political risk



Expropriation and breach of contract risk



War and civil disturbance risk



Transfer and convertibility risk



Average credit risk



Sovereign credit risk



Bank credit risk



Corporate credit risk

OECD Country Risk
Category

7

S&P'S rating

-

Moody's rating

-

Fitch rating

-

The country in figures

Economic performance in 2016

GDP growth

3.7%

vs previous year

Government balance

-14.0%

of GDP

Foreign debt

17.7%

of GDP

Growth of GDP per capita

0.4%

vs previous year

Public debt

121.1%

of GDP

Stocks

2.4

months of imports

Political and social context

Human development

179°

out of 188 countries

Unemployment

7.3%

Distribution of wealth

-

held by the richest 10% of the population

Business climate

Doing Business Index

189°

out of 190 countries

Economy competitiveness

-

out of 140 countries

Perceived corruption

164°

out of 176 countries

Register a company: **84 days**

Obtain a judgment: **490 days**

Recovery rate: **0.0%**

Banking system

Concentration top 3 banks

100.0%

of total assets

Interest on loans

-

Nonperforming loans

-

of total loans
