

Country Fact Sheet

TANZANIA

Capital

**Dodoma**

Population (millions)

**49.6**

Nominal GDP (USD bil, PPP)

**162.8**

# Opportunities for Italian exports

50/100

Export opportunity index

**116°**

Market for Italian exports

**13°**

Target market for Italian exports to Sub-Saharan Africa

42/100

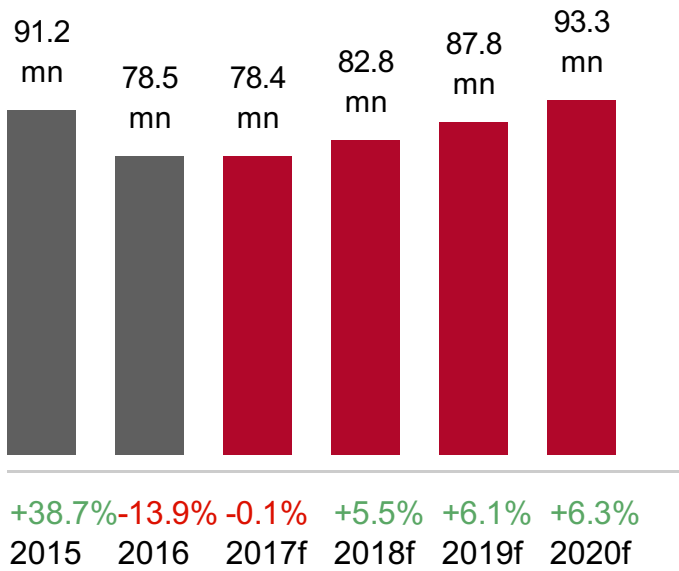
Investment opportunity index

**23.6<sub>mn</sub>**


Potential increase in Italian exports by 2020 (€)

## Italian exports

(values in €, % change)



## Export market shares of Italy and its peers

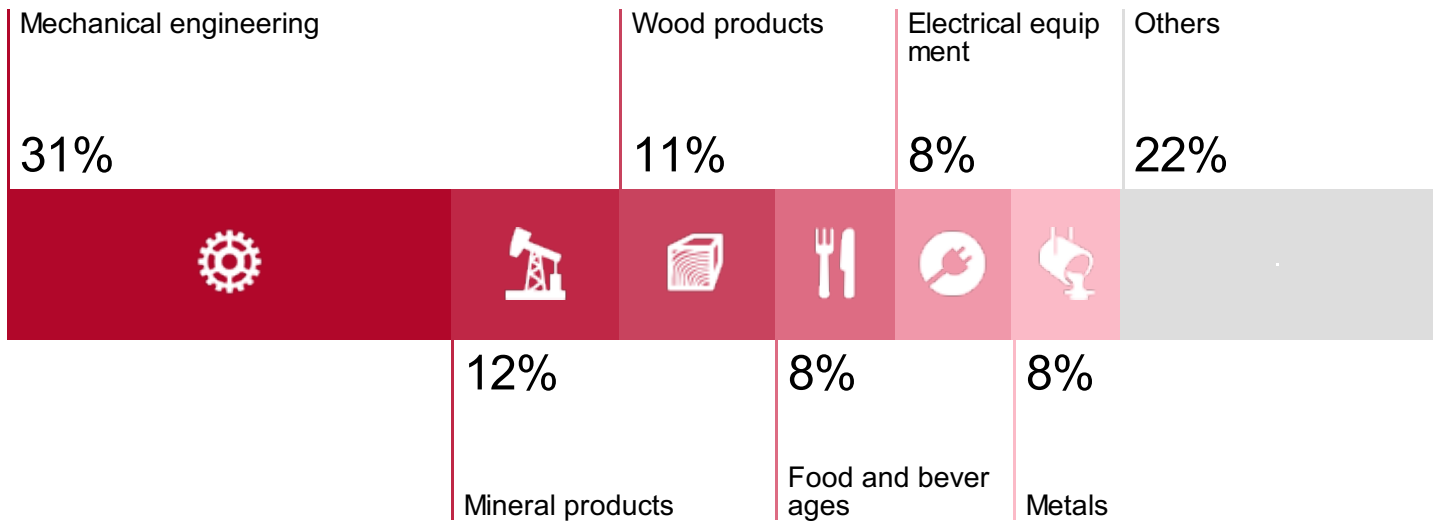


## Italian imports 2016

vs previous year

**€ 38.4<sub>mn</sub>**  
-2.2%

## Italian exports by sector (2016)



## Sectors of opportunity



Constructions



Infrastructure



Renewable



Transportation



Food processing



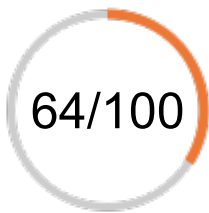
Mining

# Risk indicators

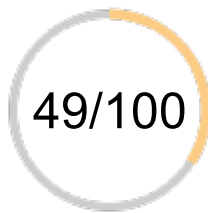
---



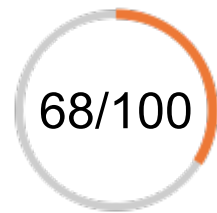
Average political risk



Expropriation and breach of contract risk



War and civil disturbance risk



Transfer and convertibility risk



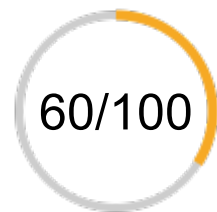
Average credit risk



Sovereign credit risk



Bank credit risk



Corporate credit risk

---

OECD Country Risk  
Category

**6**

S&P'S rating

-

Moody's rating

**B1**

Fitch rating

-

---

# The country in figures

---

## Economic performance in 2016

GDP growth

**6.5%**

vs previous year

Government balance

**-3.4%**

of GDP

Foreign debt

**35.2%**

of GDP

Growth of GDP per capita

**4.4%**

vs previous year

Public debt

**36.0%**

of GDP

Stocks

**5.8**

months of imports

---

## Political and social context

Human development

**151°**

out of 188 countries

Unemployment

**2.7%**

Distribution of wealth

**31.0%**

held by the richest 10% of the population

---

## Business climate

Doing Business Index

**137°**

out of 190 countries

Economy competitiveness

**113°**

out of 140 countries

Perceived corruption

**103°**

out of 180 countries

Register a company: **28 days**

Obtain a judgment: **515 days**

Recovery rate: **21.2%**

---

## Banking system

Concentration top 3 banks

**62.3%**

of total assets

Interest on loans

**17.0%**

Nonperforming loans

**5.9%**

of total loans

# Banks pre-entrusted by SACE

- CRDB Bank PLC
  - Standard Chartered Bank Tanzania Limited
-