

Country Fact Sheet

**BOTSWANA**

Capital

**Gaborone**

Population (millions)

**2.2**

Nominal GDP (USD bil, PPP)

**36.7**

# Opportunities for Italian exports

30/100

Export opportunity index

41/100

Investment opportunity index

172°

Market for Italian exports

42°

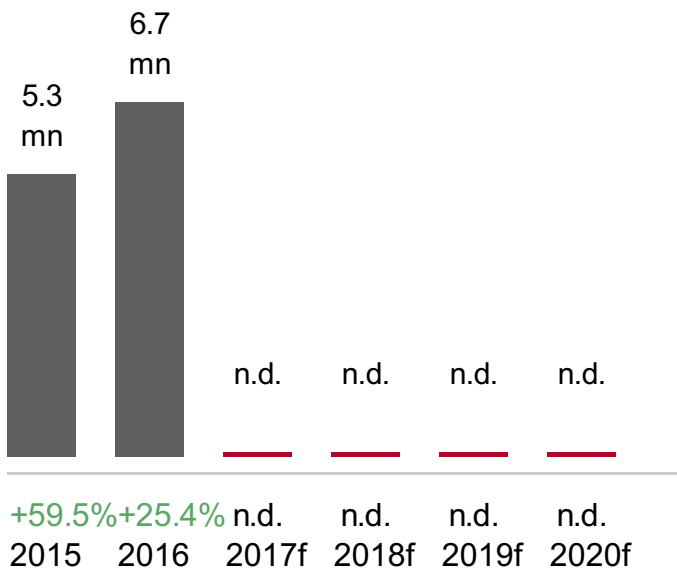
Target market for Italian exports to Sub-Saharan Africa

-


Potential increase in Italian exports by 2020 (€)

## Italian exports

(values in €, % change)



## Export market shares of Italy and its peers

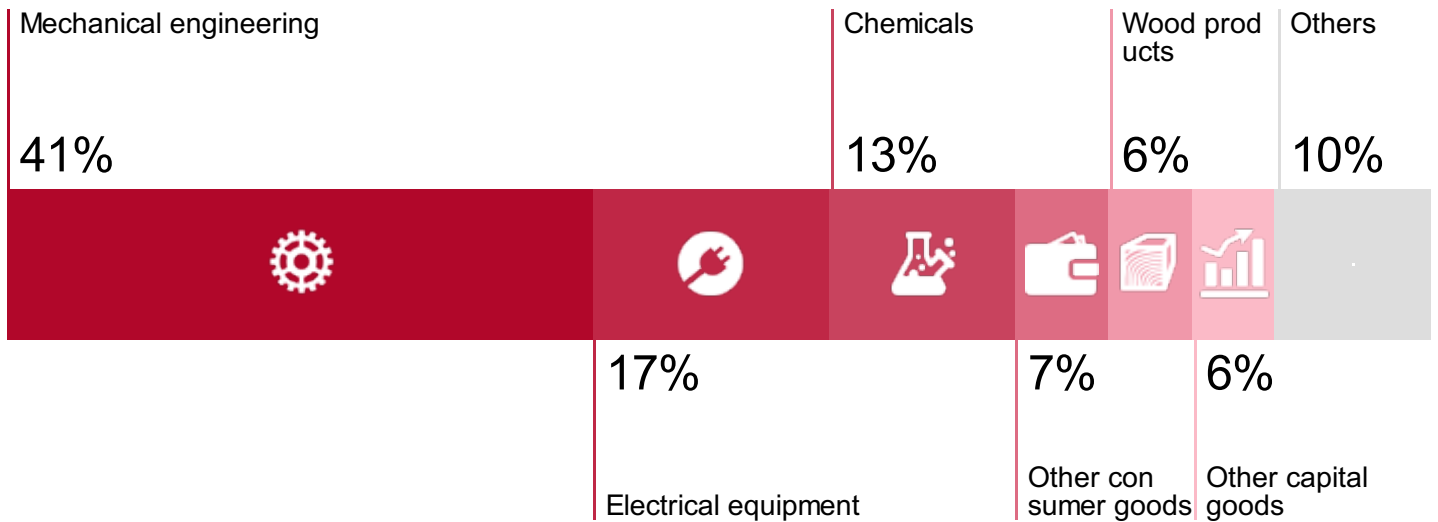


## Italian imports 2016

vs previous year

**€ 8.5 mn**  
-20.7%

## Italian exports by sector (2016)



## Sectors of opportunity



Mining



Constructions



Hb.re.ca.



Transportation



Mechanical engineering




Infrastructure

# Risk indicators

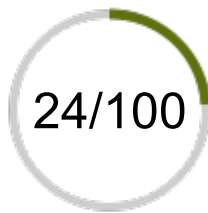
---



Average political risk



Expropriation and breach of contract risk



War and civil disturbance risk



Transfer and convertibility risk



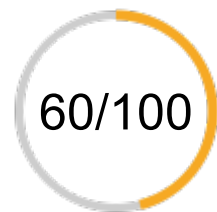
Average credit risk



Sovereign credit risk



Bank credit risk



Corporate credit risk

---

OECD Country Risk  
Category

**2**

S&P'S rating

**A-**

Moody's rating

**A2**

Fitch rating

**-**

---

# The country in figures

---

## Economic performance in 2016

GDP growth

**2.9%**

vs previous year

Government balance

**-1.9%**

of GDP

Foreign debt

**16.0%**

of GDP

Growth of GDP per capita

**1.7%**

vs previous year

Public debt

**20.7%**

of GDP

Stocks

**12.5**

months of imports

---

## Political and social context

Human development

**108°**

out of 188 countries

Unemployment

**18.4%**

Distribution of wealth

**-**

held by the richest 10% of the population

---

## Business climate

Doing Business Index

**71°**

out of 190 countries

Economy competitiveness

**64°**

out of 140 countries

Perceived corruption

**35°**

out of 176 countries

Register a company: **48 giorni**

Obtain a judgment: **625 giorni**

Recovery rate: **64.8%**

---

## Banking system

Concentration top 3 banks

**63.7%**

of total assets

Interest on loans

**7.0%**

Nonperforming loans

**4.7%**

of total loans

# Banks pre-entrusted by SACE

• Barclays Bank of This site uses cookies to offer a better browsing experience on the site.

Privacy

Close