

Country Fact Sheet

ROMANIA

Capital

**Bucharest**

Population (millions)

**19.6**

Nominal GDP (USD bil, PPP)

**483.4**

# Opportunities for Italian exports

69/100

Export opportunity index

58/100

Investment opportunity index

14°

Market for Italian exports

11°

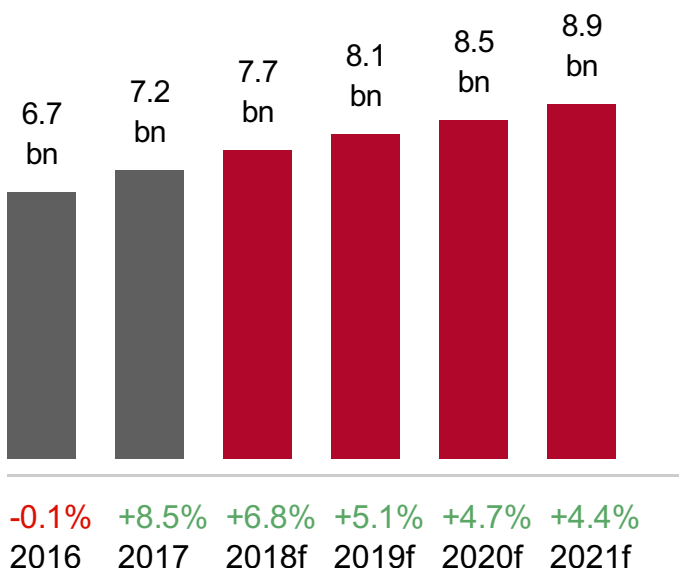
Target market for Italian exports to EU-OECD

742.4<sub>mn</sub>


Potential increase in Italian exports by 2021 (€)

## Italian exports

(values in €, % change)



## Export market shares of Italy and its peers

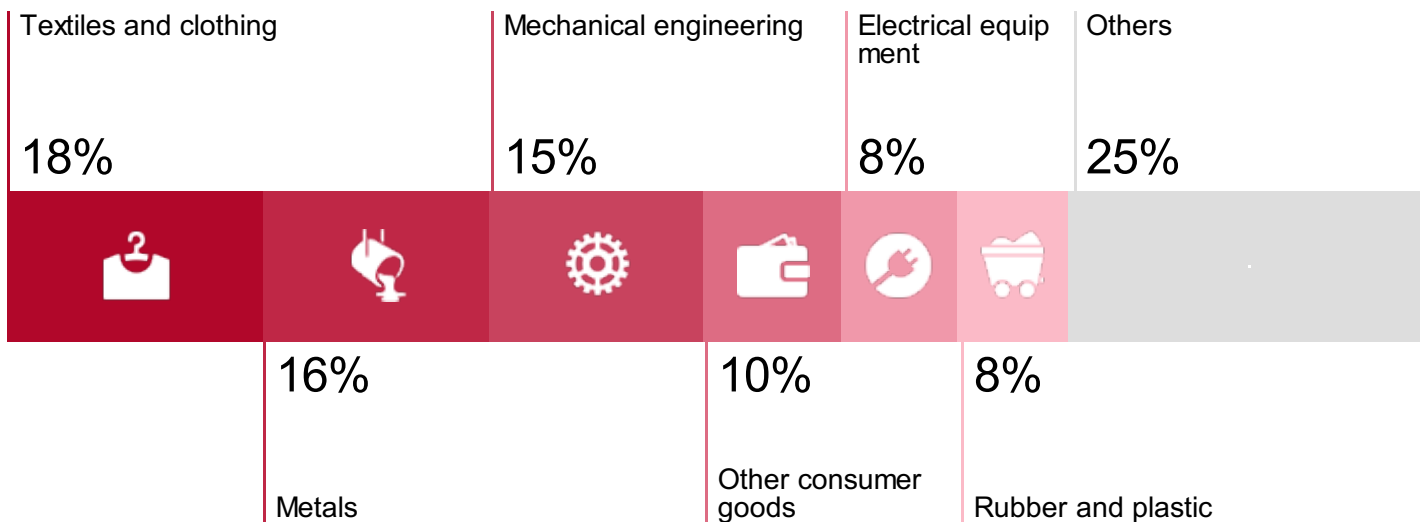


## Italian imports 2017

vs previous year

€ 6.6 bn  
+3.8%

## Italian exports by sector (2017)



## Sectors of opportunity



Infrastructure



Electronics



Transportation



Chemical



Rubber and plastic



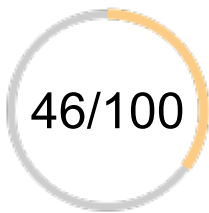
Mechanical engineering

# Risk indicators

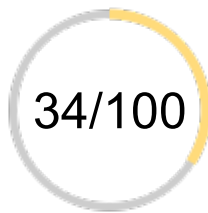
---



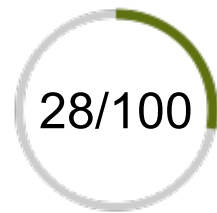
Average political risk



Expropriation and breach of contract risk



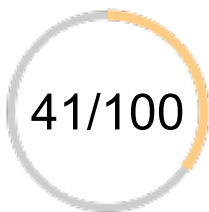
War and civil disturbance risk



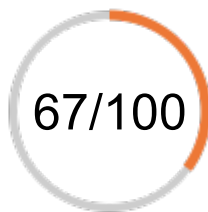
Transfer and convertibility risk



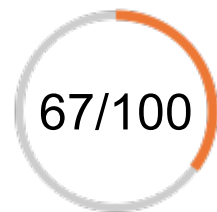
Average credit risk



Sovereign credit risk



Bank credit risk



Corporate credit risk

---

OECD Country Risk  
Category

**3**

S&P'S rating

**BBB-**

Moody's rating

**Baa3**

Fitch rating

**BBB-**

---

# The country in figures

---

## Economic performance in 2017

GDP growth

**6.9%**

vs previous year

Growth of GDP per capita

**-**

vs previous year

Government balance

**-2.8%**

of GDP

Public debt

**36.8%**

of GDP

Foreign debt

**45.3%**

of GDP

Stocks

**5.8**

months of imports

---

## Political and social context

Human development

**52°**

out of 188 countries

Unemployment

**4.9%**

Distribution of wealth

**24.7%**

held by the richest 10% of the population

---

## Business climate

Doing Business Index

**52°**

out of 190 countries

Economy competitiveness

**52°**

out of 140 countries

Perceived corruption

**59°**

out of 180 countries

Register a company: **35 days**

Obtain a judgment: **512 days**

Recovery rate: **35.8%**

---

## Banking system

Concentration top 3 banks

**49.2%**

of total assets

Interest on loans

**5.6%**

Nonperforming loans

**8.0%**

of total loans

## Banks pre-entrusted by SACE

- Banca Comerciala Romana SA
  - Banca Transilvania SA - Transilvania Bank
  - Raiffeisen Bank SA
  - Unicredit Bank SA
-