

Country Fact Sheet

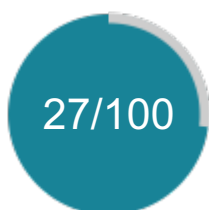
BOLIVIA

Capital	Population (millions)	Nominal GDP (USD bil, PPP)
Sucre	10.9	78.7

Opportunities for Italian exports



Export opportunity index



Investment opportunity index

115°

Market for Italian exports

15°

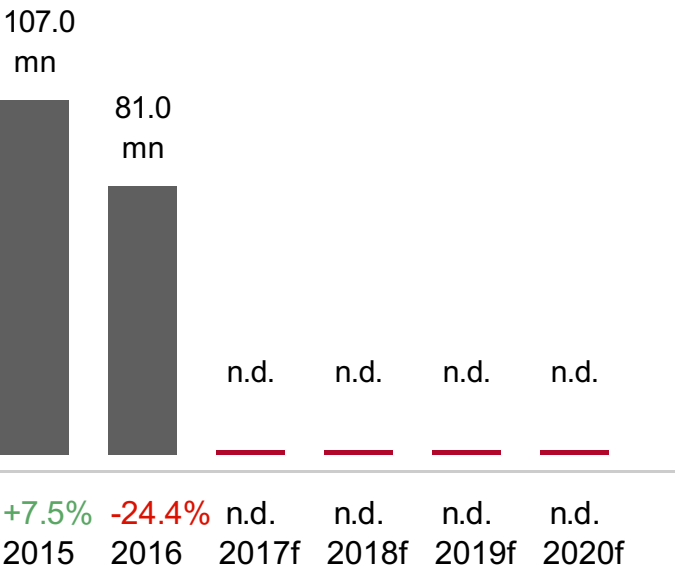
Target market for Italian exports to Latin America

—


Potential increase in Italian exports by 2020 (€)

Italian exports

(values in €, % change)



Export market shares of Italy and its peers

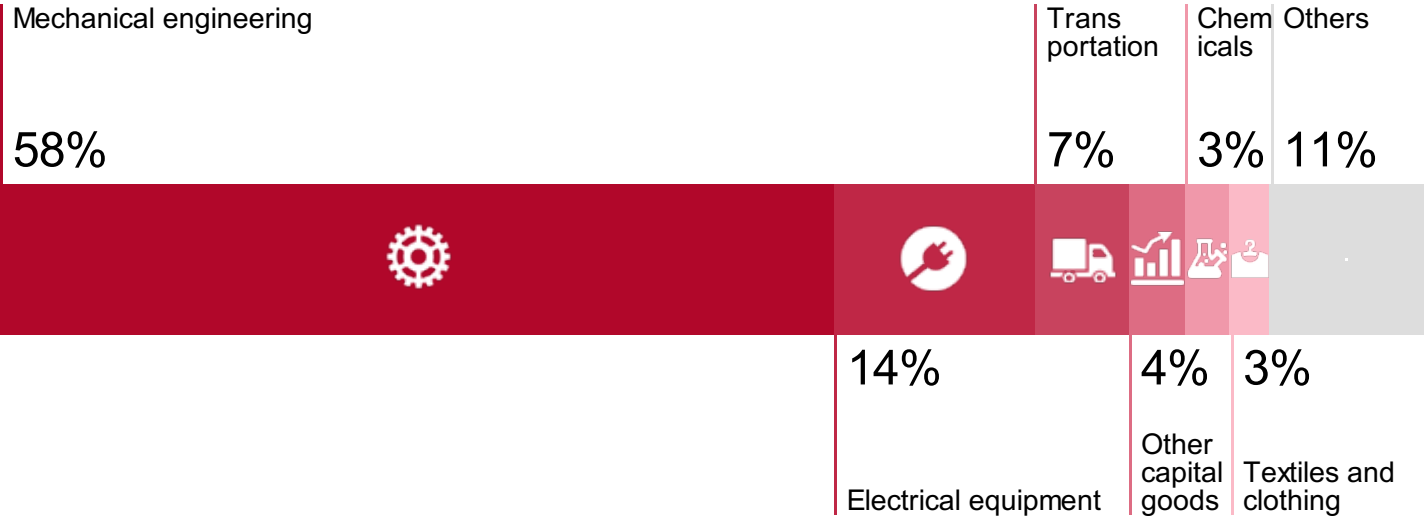


Italian imports2016

vs previous year

€ 50.8_{mn}
-27.1%

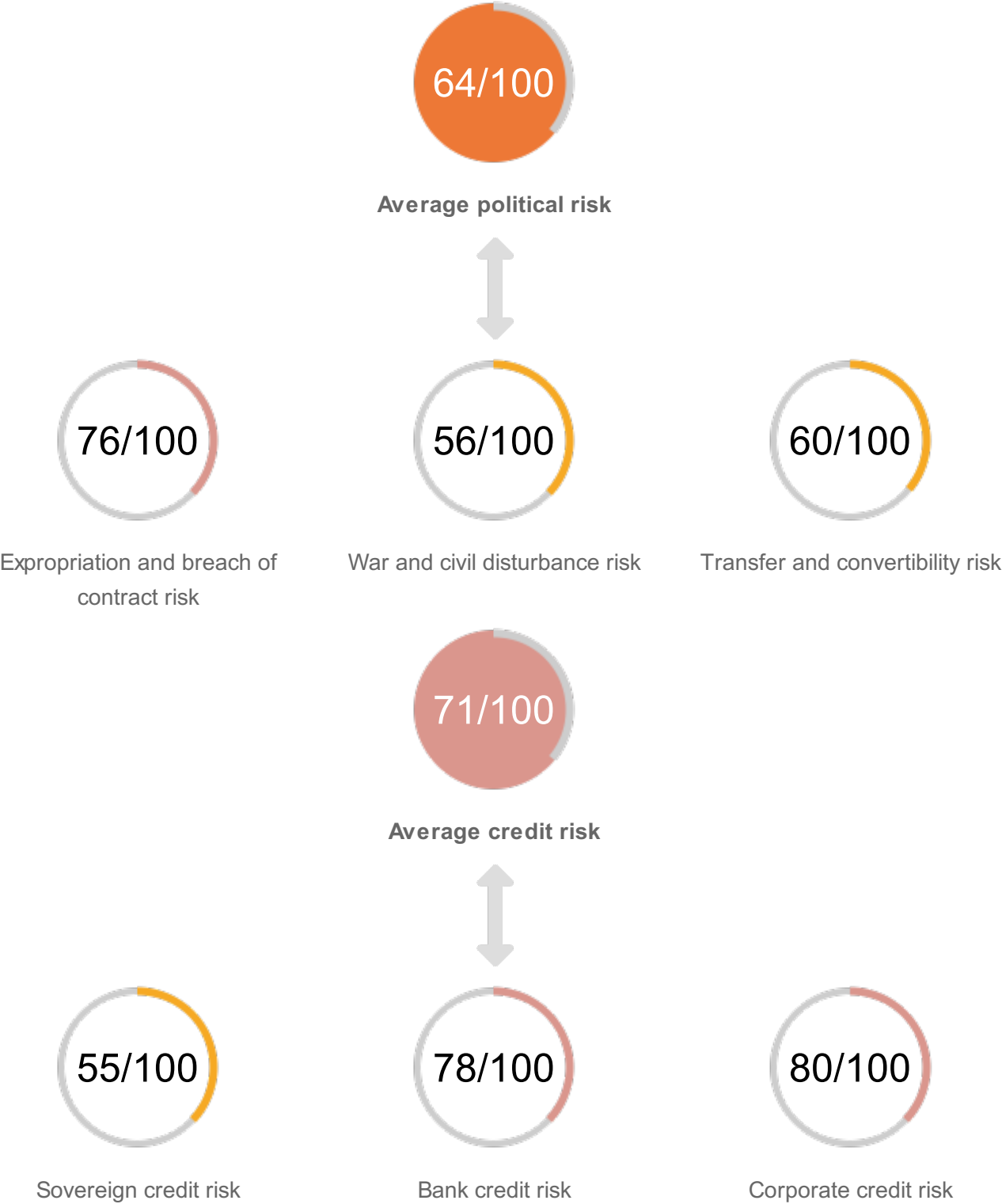
Italian exports by sector (2016)



Sectors of opportunity



Risk indicators



OECD Country Risk
Category
5

S&P'S rating
BB

Moody's rating
Ba3

Fitch rating
BB-

The country in figures

Economic performance in 2016

GDP growth

4.1%

vs previous year

Government balance

-6.5%

of GDP

Foreign debt

31.7%

of GDP

Growth of GDP per capita

2.5%

vs previous year

Public debt

29.4%

of GDP

Stocks

11.4

months of imports

Political and social context

Human development

118°

out of 188 countries

Unemployment

3.7%

Distribution of wealth

36.4%

held by the richest 10% of the population

Business climate

Doing Business Index

149°

out of 190 countries

Economy competitiveness

121°

out of 140 countries

Perceived corruption

113°

out of 176 countries

Register a company: 45 days

Obtain a judgment: 591 days

Recovery rate: 40.8%

Banking system

Concentration top 3 banks

54.4%

of total assets

Interest on loans

7.9%

Nonperforming loans

1.6%

of total loans

Banks pre-entrusted by SACE

- Banco Mercantil Santa Cruz SA
-